

***IF YOU STUDIED AND YOU KNOW IT, CLAP
YOUR HANDS!***

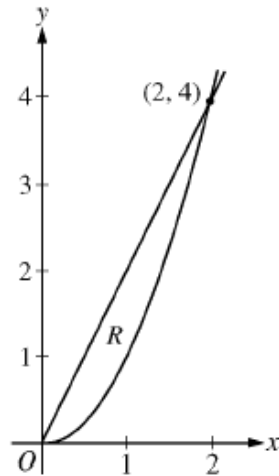
Every AP Exam seems to include problems involving FTC, Area/Volume, Motion, Graph, Diff EQ/Slope fields [maybe], Piecewise Functions, Concept problems involving theorems, Implicit Differentiation/related rates

You must know how to justify, use standard mathematical notation, remember domains, and use your bleeping calculator in an appropriate manner

Here are some problems which represent some “typical” problems. Keep in mind, that the AP has surprised me every year with a new twist on an old topic/concept

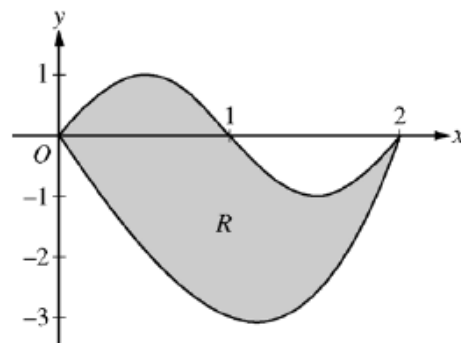
Weird Volume/Area Examples

2009 AB4 [non-calculator]



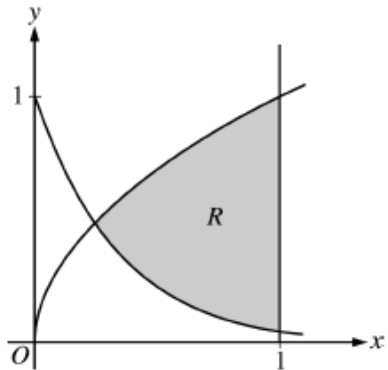
- Let R be the region in the first quadrant enclosed by the graphs of $y = 2x$ and $y = x^2$, as shown in the figure above.
- (b) The region R is the base of a solid. For this solid, at each x the cross section perpendicular to the x -axis has area $A(x) = \sin\left(\frac{\pi}{2}x\right)$. Find the volume of the solid.
- (c) Another solid has the same base R . For this solid, the cross sections perpendicular to the y -axis are squares.

2008 AB1 [calculator]



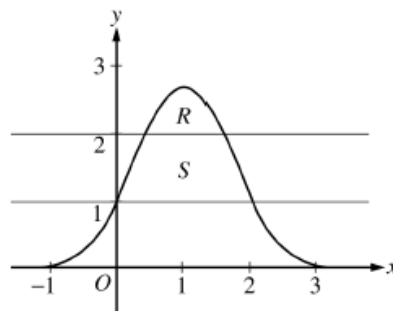
- Let R be the region bounded by the graphs of $y = \sin(\pi x)$ and $y = x^3 - 4x$, as shown in the figure above.
- (a) Find the area of R .
- (b) The horizontal line $y = -2$ splits the region R into two parts. Write, but do not evaluate, an integral expression for the area of the part of R that is below this horizontal line.
- (d) The region R models the surface of a small pond. At all points in R at a distance x from the y -axis, the depth of the water is given by $h(x) = 3 - x$. Find the volume of water in the pond.

2003 AB1 [calculator]



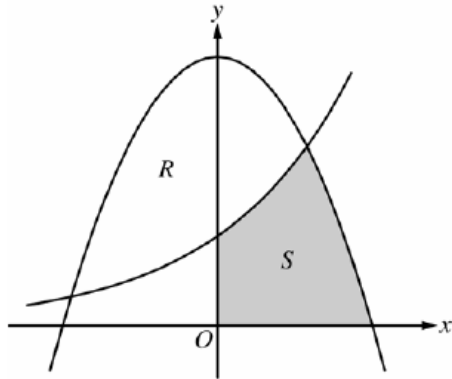
- Let R be the shaded region bounded by the graphs of $y = \sqrt{x}$ and $y = e^{-3x}$ and the vertical line $x = 1$, as shown in the figure above.
- Find the volume of the solid generated when R is revolved about the horizontal line $y = 1$.
 - The region R is the base of a solid. For this solid, each cross section perpendicular to the x -axis is a rectangle whose height is 5 times the length of its base in region R . Find the volume of this solid.

2007 AB1B [calculator]



- Let R be the region bounded by the graph of $y = e^{2x-x^2}$ and the horizontal line $y = 2$, and let S be the region bounded by the graph of $y = e^{2x-x^2}$ and the horizontal lines $y = 1$ and $y = 2$, as shown above.
 - Find the area of R .
 - Find the area of S .
 - Write, but do not evaluate, an integral expression that gives the volume of the solid generated when R is rotated about the horizontal line $y = 1$.

Released Practice Exam 2008 PE2 [calculator]



Let R and S in the figure above be defined as follows: R is the region in the first and second quadrants bounded by the graphs of $y = 3 - x^2$ and $y = 2^x$. S is the shaded region in the first quadrant bounded by the two graphs, the x -axis, and the y -axis.

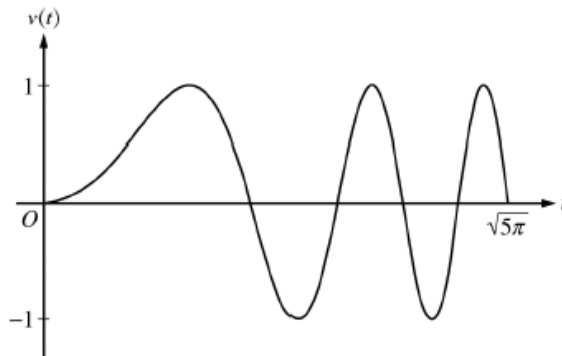
- Find the area of S .
- Find the volume of the solid generated when R is rotated about the horizontal line $y = -1$.
- The region R is the base of a solid. For this solid, each cross section perpendicular to the x -axis is an isosceles right triangle with one leg across the base of the solid. Write, but do not evaluate, an integral expression that gives the volume of the solid.

Motion Problems

These are pretty straightforward. Here are just a few more to consider

Make sure that you know the difference between distance traveled and displacement, stuff about speed, always consider your units and time intervals.

2007 AB2B [calculator]



- i. A particle moves along the x -axis so that its velocity v at time $t \geq 0$ is given by $v(t) = \sin(t^2)$. The graph of v is shown above for $0 \leq t \leq \sqrt{5\pi}$. The position of the particle at time t is $x(t)$ and its position at time $t = 0$ is $x(0) = 5$.
- Find the acceleration of the particle at time $t = 3$.
 - Find the total distance traveled by the particle from time $t = 0$ to $t = 3$.
 - Find the position of the particle at time $t = 3$.
 - For $0 \leq t \leq \sqrt{5\pi}$, find the time t at which the particle is farthest to the right. Explain your answer.

2009 AB6B [non-calculator]

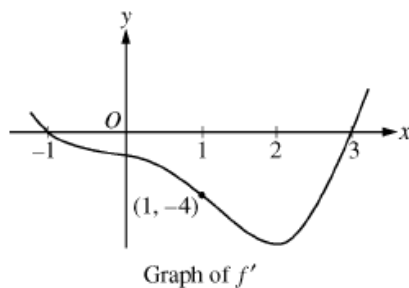
t (seconds)	0	8	20	25	32	40
$v(t)$ (meters per second)	3	5	-10	-8	-4	7

- i. The velocity of a particle moving along the x -axis is modeled by a differentiable function v , where the position x is measured in meters, and time t is measured in seconds. Selected values of $v(t)$ are given in the table above. The particle is at position $x = 7$ meters when $t = 0$ seconds.
- Estimate the acceleration of the particle at $t = 36$ seconds. Show the computations that lead to your answer. Indicate units of measure.
 - Using correct units, explain the meaning of $\int_{20}^{40} v(t) dt$ in the context of this problem. Use a trapezoidal sum with the three subintervals indicated by the data in the table to approximate $\int_{20}^{40} v(t) dt$.
 - For $0 \leq t \leq 40$, must the particle change direction in any of the subintervals indicated by the data in the table? If so, identify the subintervals and explain your reasoning. If not, explain why not.
 - Suppose that the acceleration of the particle is positive for $0 < t < 8$ seconds. Explain why the position of the particle at $t = 8$ seconds must be greater than $x = 30$ meters.

Graph/Table Problems

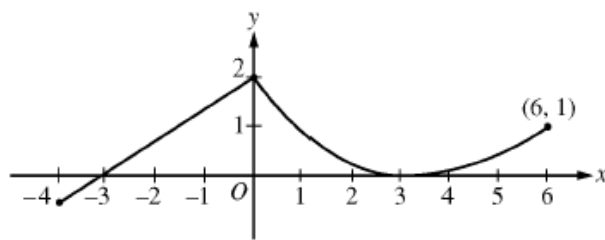
These problems provide you with a graph and/or table and ask a lot of questions about concepts and applications. Notice that a lot of theorems and justifications are involved.

2009 AB5B [non-calculator]



5. Let f be a twice-differentiable function defined on the interval $-1.2 < x < 3.2$ with $f(1) = 2$. The graph of f' , the derivative of f , is shown above. The graph of f' crosses the x -axis at $x = -1$ and $x = 3$ and has a horizontal tangent at $x = 2$. Let g be the function given by $g(x) = e^{f(x)}$.
- Write an equation for the line tangent to the graph of g at $x = 1$.
 - For $-1.2 < x < 3.2$, find all values of x at which g has a local maximum. Justify your answer.
 - The second derivative of g is $g''(x) = e^{f(x)}[(f'(x))^2 + f''(x)]$. Is $g''(-1)$ positive, negative, or zero? Justify your answer.
 - Find the average rate of change of g' , the derivative of g , over the interval $[1, 3]$.

2009 AB5B [non-calculator]



Graph of f

A continuous function f is defined on the closed interval $-4 \leq x \leq 6$. The graph of f consists of a line segment and a curve that is tangent to the x -axis at $x = 3$, as shown in the figure above. On the interval $0 < x < 6$, the function f is twice differentiable, with $f''(x) > 0$.

- Is f differentiable at $x = 0$? Use the definition of the derivative with one-sided limits to justify your answer.
- For how many values of a , $-4 \leq a < 6$, is the average rate of change of f on the interval $[a, 6]$ equal to 0? Give a reason for your answer.
- Is there a value of a , $-4 \leq a < 6$, for which the Mean Value Theorem, applied to the interval $[a, 6]$, guarantees a value c , $a < c < 6$, at which $f'(c) = \frac{1}{3}$? Justify your answer.

Remember this one? 2009AB5 [non-calculator]

x	2	3	5	8	13
$f(x)$	1	4	-2	3	6

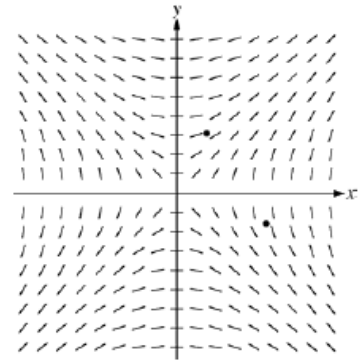
- Let f be a function that is twice differentiable for all real numbers. The table above gives values of f for selected points in the closed interval $2 \leq x \leq 13$.
- Estimate $f'(4)$. Show the work that leads to your answer.
 - Evaluate $\int_2^{13} (3 - 5f'(x)) dx$. Show the work that leads to your answer.
 - Use a left Riemann sum with subintervals indicated by the data in the table to approximate $\int_2^{13} f(x) dx$. Show the work that leads to your answer.
 - Suppose $f'(5) = 3$ and $f''(x) < 0$ for all x in the closed interval $5 \leq x \leq 8$. Use the line tangent to the graph of f at $x = 5$ to show that $f(7) \leq 4$. Use the secant line for the graph of f on $5 \leq x \leq 8$ to show that $f(7) \geq \frac{4}{3}$.

Don't forget implicit differentiation/related rates/slope fields

PE5 [non-calculator]

Consider the differential equation $\frac{dy}{dx} = \frac{x}{y}$, where $y \neq 0$.

- (a) The slope field for the given differential equation is shown below. Sketch the solution curve that passes through the point $(3, -1)$, and sketch the solution curve that passes through the point $(1, 2)$.
(Note: The points $(3, -1)$ and $(1, 2)$ are indicated in the figure.)
- (b) Write an equation for the line tangent to the solution curve that passes through the point $(1, 2)$.
- (c) Find the particular solution $y = f(x)$ to the differential equation with the initial condition $f(3) = -1$, and state its domain.



2009AB1B [calculator]

1. At a certain height, a tree trunk has a circular cross section. The radius $R(t)$ of that cross section grows at a rate modeled by the function

$$\frac{dR}{dt} = \frac{1}{16}(3 + \sin(t^2)) \text{ centimeters per year}$$

for $0 \leq t \leq 3$, where time t is measured in years. At time $t = 0$, the radius is 6 centimeters. The area of the cross section at time t is denoted by $A(t)$.

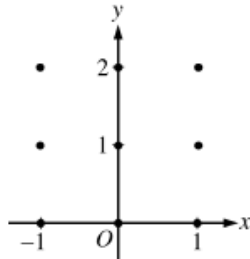
- (a) Write an expression, involving an integral, for the radius $R(t)$ for $0 \leq t \leq 3$. Use your expression to find $R(3)$.
- (b) Find the rate at which the cross-sectional area $A(t)$ is increasing at time $t = 3$ years. Indicate units of measure.
- (c) Evaluate $\int_0^3 A'(t) dt$. Using appropriate units, interpret the meaning of that integral in terms of cross-sectional area.

2007AB5B

Consider the differential equation $\frac{dy}{dx} = \frac{1}{2}x + y - 1$.

- (a) On the axes provided, sketch a slope field for the given differential equation at the nine points indicated.

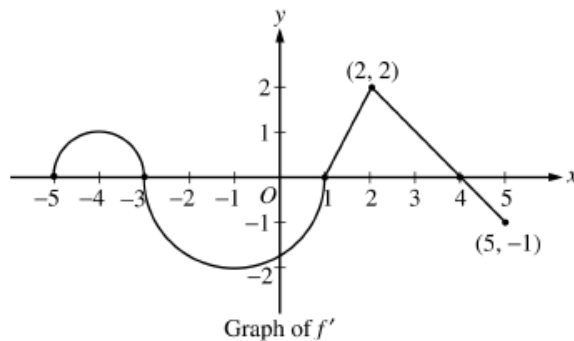
(Note: Use the axes provided in the exam booklet.)



- (b) Find $\frac{d^2y}{dx^2}$ in terms of x and y . Describe the region in the xy -plane in which all solution curves to the differential equation are concave up.
- (c) Let $y = f(x)$ be a particular solution to the differential equation with the initial condition $f(0) = 1$. Does f have a relative minimum, a relative maximum, or neither at $x = 0$? Justify your answer.
- (d) Find the values of the constants m and b , for which $y = mx + b$ is a solution to the differential equation.

FTC problems

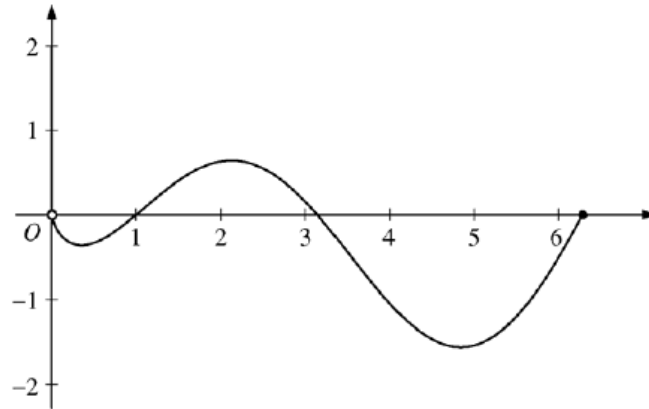
2007AB4B [non-calculator]



- Let f be a function defined on the closed interval $-5 \leq x \leq 5$ with $f(1) = 3$. The graph of f' , the derivative of f , consists of two semicircles and two line segments, as shown above.
- (a) For $-5 < x < 5$, find all values x at which f has a relative maximum. Justify your answer.
- (b) For $-5 < x < 5$, find all values x at which the graph of f has a point of inflection. Justify your answer.
- (c) Find all intervals on which the graph of f is concave up and also has positive slope. Explain your reasoning.
- (d) Find the absolute minimum value of $f(x)$ over the closed interval $-5 \leq x \leq 5$. Explain your reasoning.

PE4 [non-calculator]

Question 4



Graph of f

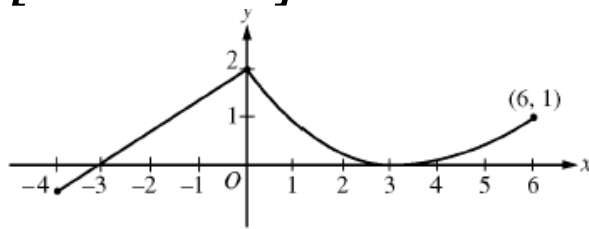
Let f be the function given by $f(x) = (\ln x)(\sin x)$. The figure above shows the graph of f for $0 < x \leq 2\pi$. The function g is defined by $g(x) = \int_1^x f(t) dt$ for $0 < x \leq 2\pi$.

- Find $g(1)$ and $g'(1)$.
- On what intervals, if any, is g increasing? Justify your answer.
- For $0 < x \leq 2\pi$, find the value of x at which g has an absolute minimum. Justify your answer.
- For $0 < x < 2\pi$, is there a value of x at which the graph of g is tangent to the x -axis? Explain why or why not.

Concept Problems

You know, the kind with all of the theorems and limits in them. The kind where you really need to UNDERSTAND rather than just use some memorized rules.

2009AB3B [calculator]



Graph of f

3. A continuous function f is defined on the closed interval $-4 \leq x \leq 6$. The graph of f consists of a line segment and a curve that is tangent to the x -axis at $x = 3$, as shown in the figure above. On the interval $0 < x < 6$, the function f is twice differentiable, with $f''(x) > 0$.
- (a) Is f differentiable at $x = 0$? Use the definition of the derivative with one-sided limits to justify your answer.
- (b) For how many values of a , $-4 \leq a < 6$, is the average rate of change of f on the interval $[a, 6]$ equal to 0? Give a reason for your answer.
- (c) Is there a value of a , $-4 \leq a < 6$, for which the Mean Value Theorem, applied to the interval $[a, 6]$, guarantees a value c , $a < c < 6$, at which $f'(c) = \frac{1}{3}$? Justify your answer.
- (d) The function g is defined by $g(x) = \int_0^x f(t) dt$ for $-4 \leq x \leq 6$. On what intervals contained in $[-4, 6]$ is the graph of g concave up? Explain your reasoning.

PE6 [non-calculator]

Let $g(x) = xe^{-x} + be^{-x}$, where b is a positive constant.

- (a) Find $\lim_{x \rightarrow \infty} g(x)$.
- (b) For what positive value of b does g have an absolute maximum at $x = \frac{2}{3}$? Justify your answer.
- (c) Find all values of b , if any, for which the graph of g has a point of inflection on the interval $0 < x < \infty$. Justify your answer.

2007AB6B [non-calculator]

6. Let f be a twice-differentiable function such that $f(2) = 5$ and $f(5) = 2$. Let g be the function given by $g(x) = f(f(x))$.
- (a) Explain why there must be a value c for $2 < c < 5$ such that $f'(c) = -1$.
 - (b) Show that $g'(2) = g'(5)$. Use this result to explain why there must be a value k for $2 < k < 5$ such that $g''(k) = 0$.
 - (c) Show that if $f''(x) = 0$ for all x , then the graph of g does not have a point of inflection.
 - (d) Let $h(x) = f(x) - x$. Explain why there must be a value r for $2 < r < 5$ such that $h(r) = 0$.

Application Problems

You know – the “Sandy Point Beach”-type problems that see if you can apply Calculus to real-world situations

2009AB2B [calculator]

A storm washed away sand from a beach, causing the edge of the water to get closer to a nearby road. The rate at which the distance between the road and the edge of the water was changing during the storm is modeled by $f(t) = \sqrt{t} + \cos t - 3$ meters per hour, t hours after the storm began. The edge of the water was 35 meters from the road when the storm began, and the storm lasted 5 hours. The derivative of $f(t)$ is $f'(t) = \frac{1}{2\sqrt{t}} - \sin t$.

- (a) What was the distance between the road and the edge of the water at the end of the storm?
- (b) Using correct units, interpret the value $f'(4) = 1.007$ in terms of the distance between the road and the edge of the water.
- (c) At what time during the 5 hours of the storm was the distance between the road and the edge of the water decreasing most rapidly? Justify your answer.
- (d) After the storm, a machine pumped sand back onto the beach so that the distance between the road and the edge of the water was growing at a rate of $g(p)$ meters per day, where p is the number of days since pumping began. Write an equation involving an integral expression whose solution would give the number of days that sand must be pumped to restore the original distance between the road and the edge of the water.

2009AB3 [calculator]

Mighty Cable Company manufactures cable that sells for \$120 per meter. For a cable of fixed length, the cost of producing a portion of the cable varies with its distance from the beginning of the cable. Mighty reports that the cost to produce a portion of a cable that is x meters from the beginning of the cable is $6\sqrt{x}$ dollars per meter. (Note: Profit is defined to be the difference between the amount of money received by the company for selling the cable and the company's cost of producing the cable.)

- Find Mighty's profit on the sale of a 25-meter cable.
- Using correct units, explain the meaning of $\int_{25}^{30} 6\sqrt{x} \, dx$ in the context of this problem.
- Write an expression, involving an integral, that represents Mighty's profit on the sale of a cable that is k meters long.
- Find the maximum profit that Mighty could earn on the sale of one cable. Justify your answer.

2008AB3B [calculator]

Distance from the river's edge (feet)	0	8	14	22	24
Depth of the water (feet)	0	7	8	2	0

A scientist measures the depth of the Doe River at Picnic Point. The river is 24 feet wide at this location. The measurements are taken in a straight line perpendicular to the edge of the river. The data are shown in the table above. The velocity of the water at Picnic Point, in feet per minute, is modeled by $v(t) = 16 + 2\sin(\sqrt{t+10})$ for $0 \leq t \leq 120$ minutes.

- Use a trapezoidal sum with the four subintervals indicated by the data in the table to approximate the area of the cross section of the river at Picnic Point, in square feet. Show the computations that lead to your answer.
- The volumetric flow at a location along the river is the product of the cross-sectional area and the velocity of the water at that location. Use your approximation from part (a) to estimate the average value of the volumetric flow at Picnic Point, in cubic feet per minute, from $t = 0$ to $t = 120$ minutes.
- The scientist proposes the function f , given by $f(x) = 8\sin\left(\frac{\pi x}{24}\right)$, as a model for the depth of the water, in feet, at Picnic Point x feet from the river's edge. Find the area of the cross section of the river at Picnic Point based on this model.
- Recall that the volumetric flow is the product of the cross-sectional area and the velocity of the water at a location. To prevent flooding, water must be diverted if the average value of the volumetric flow at Picnic Point exceeds 2100 cubic feet per minute for a 20-minute period. Using your answer from part (c), find the average value of the volumetric flow during the time interval $40 \leq t \leq 60$ minutes. Does this value indicate that the water must be diverted?

2008AB2 [calculator]

t (hours)	0	1	3	4	7	8	9
$L(t)$ (people)	120	156	176	126	150	80	0

- Concert tickets went on sale at noon ($t = 0$) and were sold out within 9 hours. The number of people waiting in line to purchase tickets at time t is modeled by a twice-differentiable function L for $0 \leq t \leq 9$. Values of $L(t)$ at various times t are shown in the table above.
- Use the data in the table to estimate the rate at which the number of people waiting in line was changing at 5:30 P.M. ($t = 5.5$). Show the computations that lead to your answer. Indicate units of measure.
 - Use a trapezoidal sum with three subintervals to estimate the average number of people waiting in line during the first 4 hours that tickets were on sale.
 - For $0 \leq t \leq 9$, what is the fewest number of times at which $L'(t)$ must equal 0? Give a reason for your answer.
 - The rate at which tickets were sold for $0 \leq t \leq 9$ is modeled by $r(t) = 550te^{-t/2}$ tickets per hour. Based on the model, how many tickets were sold by 3 P.M. ($t = 3$), to the nearest whole number?

2007AB3B [calculator]

The wind chill is the temperature, in degrees Fahrenheit ($^{\circ}\text{F}$), a human feels based on the air temperature, in degrees Fahrenheit, and the wind velocity v , in miles per hour (mph). If the air temperature is 32°F , then the wind chill is given by $W(v) = 55.6 - 22.1v^{0.16}$ and is valid for $5 \leq v \leq 60$.

- Find $W'(20)$. Using correct units, explain the meaning of $W'(20)$ in terms of the wind chill.
- Find the average rate of change of W over the interval $5 \leq v \leq 60$. Find the value of v at which the instantaneous rate of change of W is equal to the average rate of change of W over the interval $5 \leq v \leq 60$.
- Over the time interval $0 \leq t \leq 4$ hours, the air temperature is a constant 32°F . At time $t = 0$, the wind velocity is $v = 20$ mph. If the wind velocity increases at a constant rate of 5 mph per hour, what is the rate of change of the wind chill with respect to time at $t = 3$ hours? Indicate units of measure.

Don't forget the numerous times we dealt with leaking water, oil, chocolate syrup, sand, etc.